

SHENZHEN EASING HOME OPTO-ELE CO., LTD

Address: F5, Building 5, 2nd Baoshi Road, Tianliao Community, Gongming Street, Guangming New District, Shenzhen City 518106, Guangdong Province, China
 www.easinghome.com www.siliconeon.com www.ledlits.com contact@easinghome.com 86-0755-27640099

Product Test Report

Product Name	COB-480-24V-10mm	Tester	Dave Liu	Test Time	2020/1/14
Test Item	Paste and take off the COB LED strip	Test type	Safety Performance Test	Sample Quality	1

1、 **Test Purpose** : Simulate the installation of COB strip in flat places



2、 **Laboratory instruments** : 8mm/10mm width COB strip with re-soldered different pcs , 3M Tape , 5 meter COB flexible led strip.

3、 **Test Items** : 1.Paste the 8mm / 10mm well soldered strip on the flat surface with 3M tape, then take it off. We keep repeating the testing.
 2.Paste 5 meters COB strip light and tear it off.




4、 **Test requirements** : Record COB strip test that how many times will cause problems from paste and take off repeatedly.

5、 **Test Record** :


10mm



8mm



5meter cob led strip



5、 Test Result :

1、 After 39 times test of simulated sticking and tearing, a resistance break phenomenon appeared.

2、 After 29 times test of simulated sticking and tearing, one soldering point break phenomenon appeared.

3、 After 8 times test of simulated sticking and tearing, a LED damage phenomenon appeared.

Conclusion : 1.In the process of installation, try to complete it at one time to avoid repeated paste and take it off during installation.