

# SHENZHEN EASING HOME OPTO-ELE CO., LTD

Address: F5, Building 5, 2nd Baoshi Road, Tianliao Community, Gongming Street, Guangming New District, Shenzhen City 518106, Guangdong Province, China  
 www.easinghome.com www.siliconeon.com www.ledlits.com contact@easinghome.com 86-0755-27640099

## Product Test Report






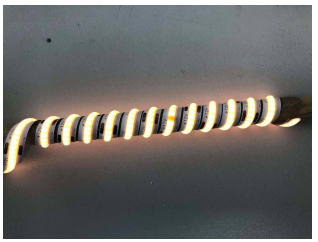



<b>Product Name</b>	COB-480-24V-10mm	<b>Tester</b>	Mark Tang	<b>Test Time</b>	2020/1/14
<b>Test Item</b>	TWIST test	<b>Test type</b>	Safety Performance Test	<b>Sample Quality</b>	1

1、 **The Test purpose:**Test the performance that COB strip is wrapped to the 10mm diameter object

2、 **Laboratory instruments:** wooden stick with 10mm diameter, 3M glue, 10mm cob led strip and 8mm width COB strip

3、 **Test requirements:**Take a sample,wrap it onto a wooden stick with 10mm diameter,then tear it off,so repeating the test, wrap it and take it off

### 4、 Test Record:

10mm width Coiling	tear off ( 3M glue on the wooden stick )	after tear off
		
8mm width Coiling	tear off ( 3M glue on the wooden stick )	after tear off
		
10mm width Coiling	tear off ( 3M glue on the wooden stick )	after tear off
		

### 5、 Test Result:

1、 10mm width COB strip , when tear off ( **3M tape on the wooden stick** ) , When test pasting the led strip at the fourth time , it happened that two chips are dead.

2、 8mm width COB strip , when tear off ( **3M tape on the wooden stick** ) , When test tearing off the led strip from the wooden stick at the second time , it happened that only one chip is dead.

3、 10mm width COB strip , when tear off ( **3M tape at the back of led strip PCB** ) , When test pasting the led strip at the tenth time , it happened NO damage phenomenon.

**Conclusion :** During the installation of the COB strip, if it is not installed well, please take off the cob led strip together with the adhesive 3M tape during the tearing process.