



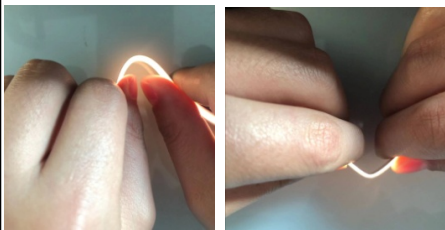



SHENZHEN EASING HOME OPTO-ELE CO., LTD

Address: F5, Building 5, 2nd Baoshi Road, Tianliao Community, Gongming Street, Guangming New District, Shenzhen City 518106, Guangdong Province, China

www.easinghome.com www.siliconeon.com www.ledlits.com contact@easinghome.com 86-0755-27640099

Product Test Report

Product Name	COB-480-24V-10MM	Tester	Mark Tang	Testing time	2020/1/11
Test Item	Bending test	Test type	Safety performance	Sample Qty	1
1. Test conditions: 1. regular soldered 1meter cob led strip; 2. Cut the light strip into a each circuit and then solder them together					
2. Experimental instruments: /					
3. Test requirements: test the resistor position and non-resistor 3 position, bend it 30 times, fold in half completely; soldering test for the cut point repealty					
4. Test record:					
resistor position bending test					
					
	bending testing		folding it completely		
non-resistor position bending test					
					
	bending testing		folding it completely		
5. Test results:					
1) The strip quality is not damaged when bending the resistor position 30 times; but it cannot be folded completely, the resistor will be easily broken;					
2) The strip quality is not damaged when bending the non-resistor position 30 times; and also can freely fold the cob led strip.					
Conclusion: Pls take attention when making corner connection, its better to avoid the soldering position and resistor position					